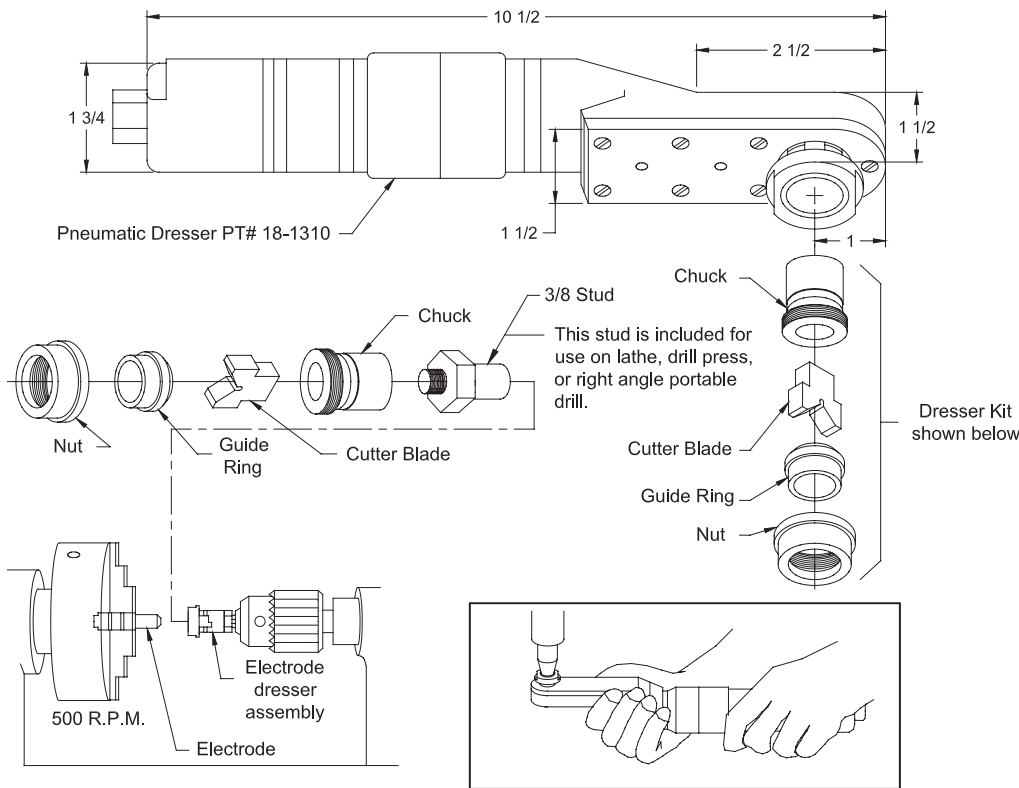


PNEUMATIC POWER HANDLE ELECTRODE DRESSER PART NO. 18-1310



Light weight and rugged construction, this CMW Pneumatic Power Handle requires a clearance of only 1-1/2" with a standard ring and 2" with an extended ring. In most situations this allows dressing of electrodes without removal from the welder. Operating at a cutting speed of 1200 rpm, it enables the operator to dress electrodes quickly and accurately. Cutters and guide rings are easily replaced. These must be matched to the electrode nose and are selected from the chart below.

CMW Electrode Dresser 18-1310 is supplied without blade holder, ring, and cutter blade. When ordering, specify the "Kit" appropriate for your dressing needs as selected from the table below. "The stud" furnished with the kit is not required when using the Pneumatic Power Handle. It may optionally be used, but will increase the clearance required on the welder for dressing. Additional special cutters can be furnished upon special request.

These kits may also be used for cap electrode dressing.

Size To Dress									
4 RW .482 Dia	Nose style CMW Electrode No.	Dome x11x..	Pointed x21x..	Flat x31x..	2" Radius x51x..	3" Radius x81x..	4" Radius x91x..	10" Radius x61x..	Truncated x71x..
	Kit to Order**	18-1390411	18-1390420	18-1390410	18-1390413	18-1390414	18-1390415	18-1390416	18-1390412
	Replacement Blade Replacement Guide Ring (Each for above kit)	18-139411 18-139401	18-139420 18-139402	18-139410 18-139401	18-139413 18-139401	18-139414 18-139401	18-139415 18-139401	18-139416 18-139401	18-139412 18-139401
5 RW .625 Dia	CMW Electrode No.	x12x..	x22x..	x32x..	x52x..	x82x..	x92x..	x62x..	x72x..
	Kit to Order**	18-1390511	18-1390520	18-1390510	18-1390513	18-1390514	18-1390515	18-1390516	18-1390512
	Replacement Blade Replacement Guide Ring (Each for above kit)	18-139511 18-139501	18-139520 18-139502	18-139510 18-139501	18-139513 18-139501	18-139514 18-139501	18-139515 18-139501	18-139516 18-139501	18-139512 18-139501

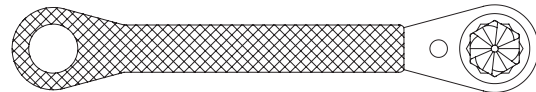
** Note: This kit includes Stud for (for 3/8 Keyed Chuck), Chuck, 1 Guide Ring, 1 Appropriate blade, and Retaining Nut.

Note: Cutters are **NOT** designed to conform to "Electrode Cap" geometries. Caps are intended for value salvage when expended.

ELECTRODE DRESSER PART NUMBER 18-1307

ELECTRODE DRESSER PART NUMBER 18-1307

The Electro Dresser quickly removes the "mushroomed" portions of spot welding electrodes and **renews 4 RW or 5 RW taper, dome or pointed electrodes with the proper operating contour.** The Electro Dresser re-machines both upper and lower electrodes to the correct profile "On The Job" - provided both are identical - without removal of the electrodes from their holders. Dresser is 10" long, with a replaceable cutter of hardened tool steel.



ORDER REPLACEMENT CUTTERS - 18-130701
ORDER REPLACEMENT HANDLE - 18-130702


ELECTRODE DRESSER PART NUMBER 18-1370

ELECTRODE DRESSER PART NUMBER 18-1370

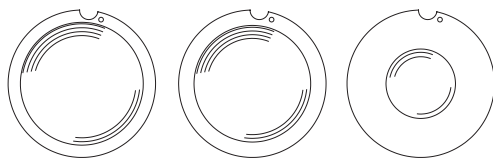
In certified resistance welding and where clean, strong welds are necessary on a production basis the Maintain-A-Contour Dresser pays big dividends. Its use not only assures consistent quality welds in aircraft metals, but saves valuable production time in all dressing operations.

The Maintain-A-Contour Dresser is supplied with a spool of 240 grit cloth, and one set of (2 per set) precision ground contour plates. **Specify the size radius (2" - 3" - 4" - 6" - 8" - 10") plates required.**

Plates with special radii are available on special request. The abrasive cloth is standard 2" wide.



PRECISION GROUND CONTOUR PLATES



Dresser Part No.	Spherical Radius of Contour Plate	Use With	
		Contour Plates	Abrasive Cloth
18-1370	2"	18-137001	18-137009
	3"	18-137002	
	4"	18-137003	
	6"	18-137004	
	8"	18-137005	
	10"	18-137006	

