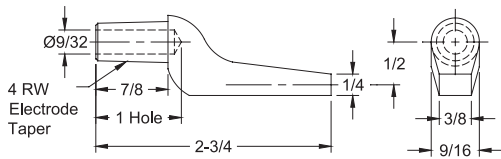
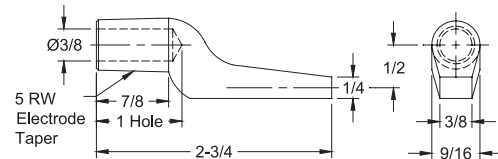


GUN ELECTRODES



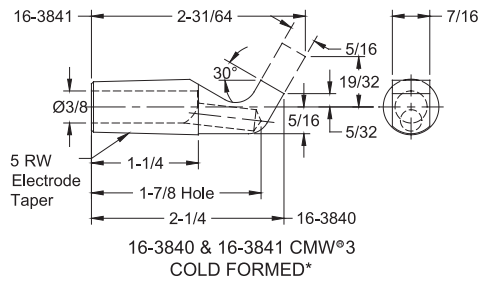
16-3820 CMW[®]3
CASTING



16-3821 CMW[®]3
CASTING

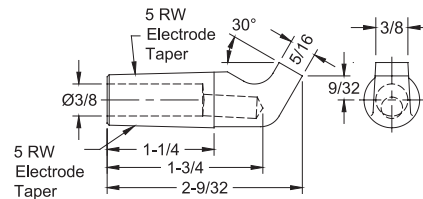


Bent Dimensions for Reference Only



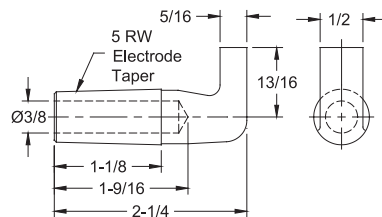

16-3840 & 16-3841 CMW[®]3
COLD FORMED*

Bent Dimensions for Reference Only



16-3847 CMW[®]3
COLD FORMED*

*Optional material CMW[®]28 & CMW[®]100 available on special order.



16-382120 CMW[®]3
CASTING

- See page 6 for
Metric Conversions
- See page 7 for
Taper Dimensions